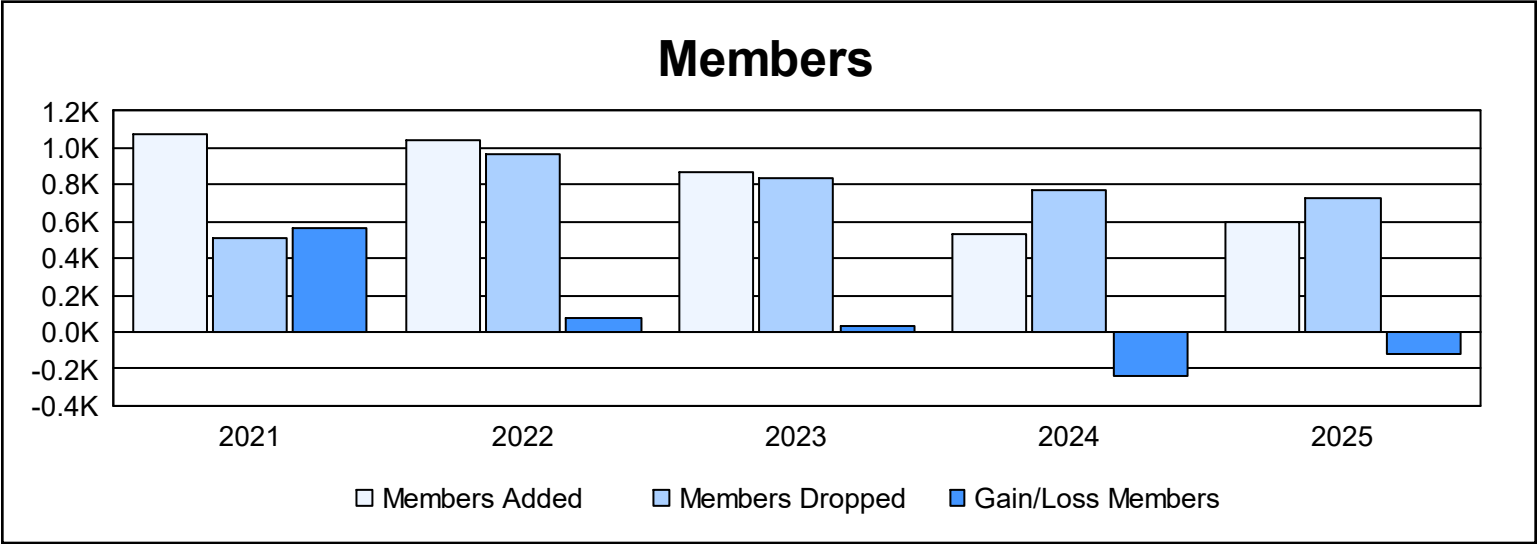
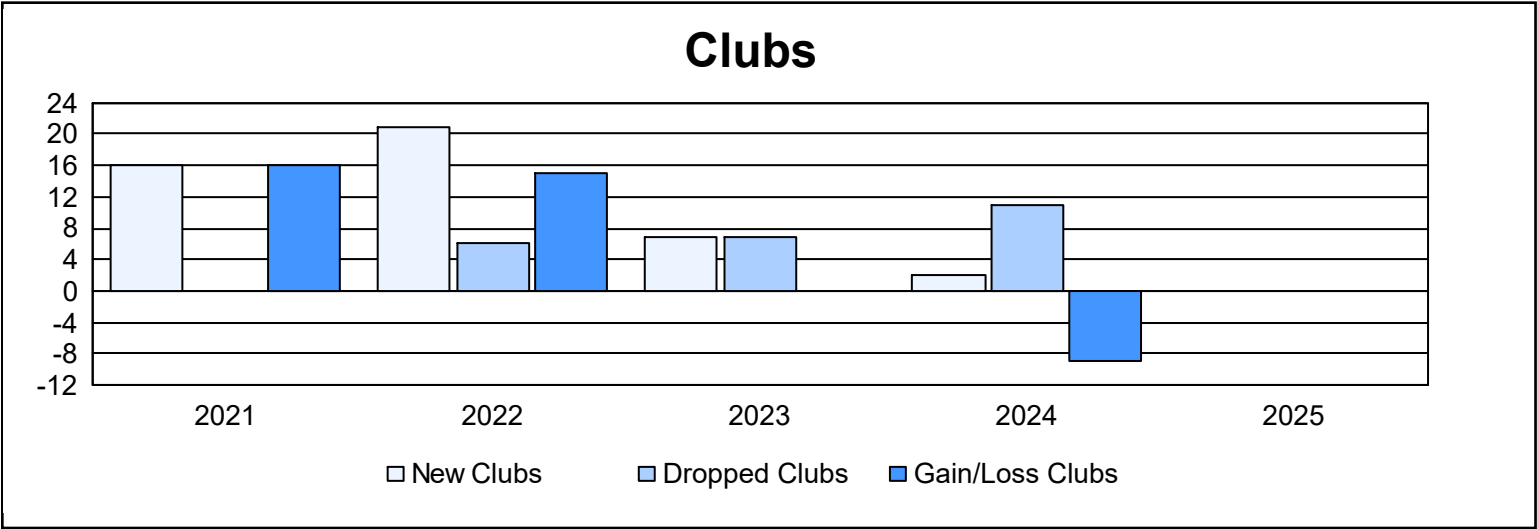
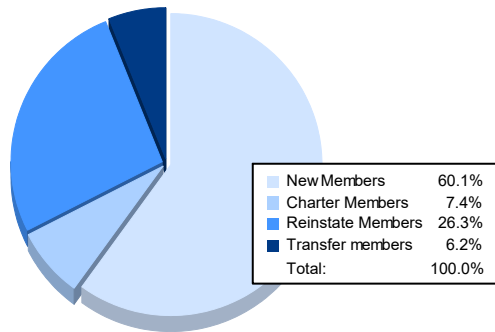


| Year | New Clubs | Dropped Clubs | Gain/ Loss Clubs | New Members | Charter Members | Reinstate Members | Transfer Members | Total Member Added | Total Members Dropped | Gain/ Loss Members |
|-----------|-----------|---------------|------------------|-------------|-----------------|-------------------|------------------|--------------------|-----------------------|--------------------|
| 2020-2021 | 16 | 0 | 16 | 618 | 413 | 25 | 15 | 1,071 | 506 | 565 |
| 2021-2022 | 21 | 6 | 15 | 464 | 537 | 16 | 23 | 1,040 | 961 | 79 |
| 2022-2023 | 7 | 7 | 0 | 526 | 261 | 50 | 28 | 865 | 836 | 29 |
| 2023-2024 | 2 | 11 | -9 | 423 | 69 | 25 | 14 | 531 | 770 | -239 |
| 2024-2025 | | | | 359 | 44 | 157 | 37 | 597 | 722 | -125 |
| Average | 12 | 6 | 6 | 478 | 265 | 55 | 23 | 821 | 759 | 62 |



Membership Composition June 2025 Cumulative



Gender Composition June 2025 Cumulative

